

September 4th, 2010

Mountain Bike - Communiqué n° 47a

CROSS-COUNTRY OLYMPIC
Final Results
Women Elite

1 Start Loop, 5 Laps - Distance: 26.0 km - Average Speed: 14.40 km/h

Rank	Race Nr	UCI Code	NAME / First Name	National Team	Time
1	16	POL19831109	WLOSZCZOWSKA Maja	POLAND	1:48:21
2	1	RUS19771110	KALENTIEVA Irina	RUSSIAN FEDERATION	+00:48
3	4	USA19771212	KOERBER Willow	UNITED STATES OF AMERICA	+00:52
4	5	CAN19800930	PENDREL Catharine	CANADA	+00:54
5	2	AUT19851121	OSL Elisabeth	AUSTRIA	+02:00
6	23	USA19790531	IRMIGER Heather	UNITED STATES OF AMERICA	+02:03
7	7	POL19810216	SZAFRANIEC Anna	POLAND	+02:16
8	14	GER19711227	SPITZ Sabine	GERMANY	+02:32
9	20	CAN19771024	PREMONT Marie-Helene	CANADA	+02:43
10	3	ITA19850701	LECHNER Eva	ITALY	+02:57
11	6	SUI19860619	SCHNEITZER Nathalie	SWITZERLAND	+03:43
12	19	SUI19770322	SANER-GUINCHARD Marielle	SWITZERLAND	+04:32
13	9	USA19710624	MCCONNELOUG Mary	UNITED STATES OF AMERICA	+04:50
14	8	SUI19820208	LEUMANN Katrin	SWITZERLAND	+05:31
15	57	CHN19860920	REN Chengyuan	PEOPLE'S REPUBLIC OF CHINA	+06:34
16	27	CZE19771209	NASH Katerina	CZECH REPUBLIC	+07:00
17	39	NZL19820221	JOSEPH Rosara	NEW-ZEALAND	+07:17
18	51	NOR19730210	DAHLE FLESJAA Gunn-Rita	NORWAY	+07:18
19	17	DEN19840322	LANGVAD Annika	DENMARK	+08:42
20	13	FRA19810106	RAVANEL Cécile	FRANCE	+08:54
21	22	POL19870204	DAWIDOWICZ Aleksandra	POLAND	+09:53
22	12	SUI19740319	SÜSS Esther	SWITZERLAND	+10:22
23	18	GER19860506	GRADL Anja	GERMANY	+10:29
24	31	JPN19790913	KATAYAMA Rie	JAPAN	+10:39
25	26	GER19870916	KLEIN Hanna	GERMANY	+12:04
26	65	CHN19860106	SHI Qinglan	PEOPLE'S REPUBLIC OF CHINA	+12:31
27	42	ESP19720409	FULLANA RIERA Margarita	SPAIN	+12:33
28	29	CAN19770203	SIN Amanda	CANADA	+12:44
29	44	CAN19820211	DYCK Mical	CANADA	+13:25
30	41	SLO19850621	HOMOVEC Nina	SLOVENIA	+13:28
31	21	ESP19830629	VILLAR ARGENTE Anna	SPAIN	+13:55
32	28	FRA19780401	ENAUX Sabrina	FRANCE	+14:08
33	30	NED19781226	TURPIJN Laura	NETHERLANDS	+14:38
34	15	SVK19760204	STEVKOVA Janka	SLOVAKIA	+15:14
35	24	GER19851216	BRANDAU Elisabeth	GERMANY	+15:24
36	58	CHN19851123	LIU Ying	PEOPLE'S REPUBLIC OF CHINA	+16:10
37	69	UKR19870215	KROMPETS Nataliya	UKRAINE	+16:49
38	49	MEX19820109	MORFIN MACOUZET Laura Lorenza	MEXICO	+16:57
39	68	SMR19720613	VERONESI Daniela	SAN MARINO	+17:18
40	59	CAN19840417	MCKIRDY Jean Ann	CANADA	+18:10
41	11	USA19800105	GOULD Georgia	UNITED STATES OF AMERICA	+20:04
42	54	CAN19850112	VIPOND Catherine	CANADA	+20:40
43	52	CAN19800327	WALTER Sandra	CANADA	-1LAP

Legend:

-nLAP = Lapped with n laps to go - DNFn = Did Not Finish, abandoned in lap n - DNS = Did Not Start

04.09.2010 - 13:11 > 67 riders started

<http://www.uci.ch>

Page 1/2

 Finish Judge
COTE Dominique (CAN)

 President of the Commissaires' Panel
MCCORD Andy (USA)

September 4th, 2010

Mountain Bike - Communiqué n° 47a

CROSS-COUNTRY OLYMPIC
Final Results
Women Elite

1 Start Loop, 5 Laps - Distance: 26.0 km - Average Speed: 14.40 km/h

Rank	Race Nr	UCI Code	NAME / First Name	National Team	Time
44	33	AUS19821208	FRY Rowena	AUSTRALIA	-1LAP
45	53	RUS19830915	RYBAKOVA Oksana	RUSSIAN FEDERATION	-1LAP
46	48	AUS19781109	LOGIE Heather	AUSTRALIA	-1LAP
47	47	RSA19761230	SPEEDY Yolande	SOUTH AFRICA	-1LAP
48	56	NZL19730418	MACDERMID Fiona	NEW-ZEALAND	-1LAP
49	62	USA19770407	EMMETT Kelli	UNITED STATES OF AMERICA	-1LAP
50	64	USA19801111	MANN Allison	UNITED STATES OF AMERICA	-2LAP
51	61	COL19820426	PARRA Angela	COLOMBIA	-2LAP
52	46	AUS19780305	POTTER Kate	AUSTRALIA	-2LAP
53	50	AUS19790322	O'SHEA Katherine	AUSTRALIA	-2LAP
54	66	NZL19730309	SMITH Jennifer	NEW-ZEALAND	-2LAP
55	63	COL19840718	MAYA TABARES Viviana Andrea	COLOMBIA	-2LAP
56	37	NZL19840319	LEARY Nicola	NEW-ZEALAND	-2LAP
57	35	CZE19870211	HURIKOVA Tereza	CZECH REPUBLIC	-2LAP
58	40	ISR19730722	RONEN Inbar	ISRAEL	-3LAP
59	60	MEX19781119	SALGADO GONZALEZ Carla	MEXICO	-3LAP
60	43	EST19830222	MEIER Maaris	ESTONIA	-4LAP
	36	AUT19840124	OSL Maria	AUSTRIA	DNF2
	32	SUI19840719	KOBA Sarah	SWITZERLAND	DNF1
	38	POL19820317	SADLECKA Magdalena	POLAND	DNF1
	34	USA19781203	COMPTON Katherine	UNITED STATES OF AMERICA	DNF1
	25	SLO19800311	KLEMENCIC Blaza	SLOVENIA	DNFO
	45	ESP19790225	GAMONAL FERRERA Rocio	SPAIN	DNFO
	55	BRA19800119	STOPA Roberta Kelly	BRAZIL	DNFO

Legend:

-nLAP = Lapped with n laps to go - DNFn = Did Not Finish, abandoned in lap n - DNS = Did Not Start

04.09.2010 - 13:11 > 67 riders started

<http://www.uci.ch>

Page 2/2

 Finish Judge
COTE Dominique (CAN)

 President of the Commissaires' Panel
MCCORD Andy (USA)

September 4th, 2010

Mountain Bike - Communiqué n° 47b

CROSS-COUNTRY OLYMPIC
Race Analysis
Women Elite

Rank	Race Nr	NAME / First Name	National Team					Avg	Time	Gap
START LOOP		LAP 1	LAP 2	LAP 3	LAP 4	LAP 5				
1	16	WLOSZCZOWSKA Maja	POL		POLAND		14.4	1:48:21		
		11:06 (2)	30:26 (2)	49:37 (1)	1:08:54 (1)	1:28:29 (1)	1:48:21 (1)			
		11:06 (2)	19:20 (2)	19:11 (2)	19:17 (1)	19:35 (2)	19:52 (8)			
2	1	KALENTIEVA Irina	RUS		RUSSIAN FEDERATION		14.29	1:49:09	+00:48	
		11:18 (4)	30:52 (4)	50:07 (4)	1:09:47 (4)	1:29:24 (4)	1:49:09 (2)			
		11:18 (4)	19:34 (5)	19:15 (3)	19:40 (7)	19:37 (3)	19:45 (6)			
3	4	KOERBER Willow	USA		UNITED STATES OF AMERICA		14.28	1:49:13	+00:52	
		11:23 (5)	30:51 (3)	49:53 (2)	1:09:26 (3)	1:29:06 (2)	1:49:13 (3)			
		11:23 (5)	19:28 (3)	19:02 (1)	19:33 (5)	19:40 (4)	20:07 (11)			
4	5	PENDREL Catharine	CAN		CANADA		14.28	1:49:15	+00:54	
		11:06 (3)	30:25 (1)	49:53 (3)	1:09:24 (2)	1:29:20 (3)	1:49:15 (4)			
		11:06 (3)	19:19 (1)	19:28 (5)	19:31 (4)	19:56 (7)	19:55 (9)			
5	2	OSL Elisabeth	AUT		AUSTRIA		14.14	1:50:21	+02:00	
		11:57 (12)	31:33 (8)	51:15 (7)	1:10:52 (6)	1:30:43 (5)	1:50:21 (5)			
		11:57 (12)	19:36 (6)	19:42 (8)	19:37 (6)	19:51 (6)	19:38 (4)			
6	23	IRMIGER Heather	USA		UNITED STATES OF AMERICA		14.13	1:50:24	+02:03	
		11:55 (11)	31:41 (9)	51:22 (8)	1:11:10 (7)	1:31:14 (7)	1:50:24 (6)			
		11:55 (11)	19:46 (9)	19:41 (7)	19:48 (8)	20:04 (9)	19:10 (1)			
7	7	SZAFRANIEC Anna	POL		POLAND		14.1	1:50:37	+02:16	
		11:46 (8)	31:48 (10)	51:32 (10)	1:11:30 (10)	1:31:16 (8)	1:50:37 (7)			
		11:46 (8)	20:02 (11)	19:44 (9)	19:58 (10)	19:46 (5)	19:21 (2)			
8	14	SPLITZ Sabine	GER		GERMANY		14.07	1:50:53	+02:32	
		11:29 (7)	30:58 (5)	50:21 (5)	1:09:49 (5)	1:31:26 (9)	1:50:53 (8)			
		11:29 (7)	19:29 (4)	19:23 (4)	19:28 (3)	21:37 (24)	19:27 (3)			
9	20	PREMONT Marie-Helene	CAN		CANADA		14.05	1:51:04	+02:43	
		11:49 (9)	31:33 (7)	51:10 (6)	1:11:27 (9)	1:31:26 (10)	1:51:04 (9)			
		11:49 (9)	19:44 (7)	19:37 (6)	20:17 (12)	19:59 (8)	19:38 (4)			
10	3	LECHNER Eva	ITA		ITALY		14.02	1:51:18	+02:57	
		11:05 (1)	31:54 (12)	52:17 (13)	1:11:41 (11)	1:31:00 (6)	1:51:18 (10)			
		11:05 (1)	20:49 (21)	20:23 (18)	19:24 (2)	19:19 (1)	20:18 (14)			
11	6	SCHNEITZER Nathalie	SUI		SWITZERLAND		13.92	1:52:04	+03:43	
		11:26 (6)	31:10 (6)	51:27 (9)	1:11:17 (8)	1:31:48 (11)	1:52:04 (11)			
		11:26 (6)	19:44 (7)	20:17 (13)	19:50 (9)	20:31 (14)	20:16 (12)			
12	19	SANER-GUINCHARD Marielle	SUI		SWITZERLAND		13.82	1:52:53	+04:32	
		11:58 (13)	32:04 (14)	52:26 (14)	1:12:40 (12)	1:32:49 (12)	1:52:53 (12)			
		11:58 (13)	20:06 (12)	20:22 (15)	20:14 (11)	20:09 (11)	20:04 (10)			
13	9	MCCONNELOUG Mary	USA		UNITED STATES OF AMERICA		13.78	1:53:11	+04:50	
		12:10 (15)	32:16 (15)	52:15 (12)	1:12:47 (14)	1:32:55 (13)	1:53:11 (13)			
		12:10 (15)	20:06 (12)	19:59 (10)	20:32 (17)	20:08 (10)	20:16 (12)			
14	8	LEUMANN Katrin	SUI		SWITZERLAND		13.7	1:53:52	+05:31	
		12:21 (18)	32:44 (16)	52:58 (16)	1:13:23 (15)	1:33:32 (14)	1:53:52 (14)			
		12:21 (18)	20:23 (16)	20:14 (12)	20:25 (13)	20:09 (11)	20:20 (15)			
15	57	REN Chengyuan	CHN		PEOPLE'S REPUBLIC OF CHINA		13.58	1:54:55	+06:34	
		12:45 (23)	33:16 (21)	53:58 (19)	1:14:57 (20)	1:35:09 (18)	1:54:55 (15)			
		12:45 (23)	20:31 (19)	20:42 (19)	20:59 (21)	20:12 (13)	19:46 (7)			
16	27	NASH Katerina	CZE		CZECH REPUBLIC		13.52	1:55:21	+07:00	
		11:59 (14)	31:53 (11)	52:12 (11)	1:12:40 (13)	1:33:55 (15)	1:55:21 (16)			
		11:59 (14)	19:54 (10)	20:19 (14)	20:28 (14)	21:15 (20)	21:26 (23)			


 Legend: 1st line = Total Time (rank)
 2nd line = Lap Time (rank for that lap)

-nLAP = Lapped with n laps to go DNFn = Did Not Finish, abandoned in lap n DNS = Did Not Start

04.09.2010 - 13:12 > 67 riders started

<http://www.uci.ch>

Page 1/5

 Timing and Results provided by 

September 4th, 2010

Mountain Bike - Communiqué n° 47b

CROSS-COUNTRY OLYMPIC
Race Analysis
Women Elite

Rank	Race Nr	NAME / First Name	National Team					Avg	Time	Gap	
			START LOOP	LAP 1	LAP 2	LAP 3	LAP 4	LAP 5			
17	39	JOSEPH Rosara				NZL	NEW-ZEALAND		13.49	1:55:38	+07:17
			12:26 (19)	32:55 (18)	53:03 (17)	1:13:32 (16)	1:34:32 (16)	1:55:38 (17)			
			12:26 (19)	20:29 (18)	20:08 (11)	20:29 (15)	21:00 (19)	21:06 (18)			
18	51	DAHLE FLESJAA Gunn-Rita				NOR	NORWAY		13.49	1:55:39	+07:18
			12:41 (21)	33:01 (19)	53:23 (18)	1:13:53 (17)	1:34:44 (17)	1:55:39 (18)			
			12:41 (21)	20:20 (15)	20:22 (15)	20:30 (16)	20:51 (18)	20:55 (17)			
19	17	LANGVAD Annika				DEN	DENMARK		13.33	1:57:03	+08:42
			12:21 (17)	33:11 (20)	54:03 (20)	1:14:46 (19)	1:35:32 (19)	1:57:03 (19)			
			12:21 (17)	20:50 (22)	20:52 (21)	20:43 (19)	20:46 (16)	21:31 (25)			
20	13	RAVANEL Cécile				FRA	FRANCE		13.3	1:57:15	+08:54
			11:49 (10)	32:01 (13)	52:48 (15)	1:14:26 (18)	1:36:09 (20)	1:57:15 (20)			
			11:49 (10)	20:12 (14)	20:47 (20)	21:38 (29)	21:43 (28)	21:06 (18)			
21	22	DAWIDOWICZ Aleksandra				POL	POLAND		13.19	1:58:14	+09:53
			12:11 (16)	32:50 (17)	54:07 (21)	1:15:34 (21)	1:36:54 (21)	1:58:14 (21)			
			12:11 (16)	20:39 (20)	21:17 (28)	21:27 (27)	21:20 (21)	21:20 (22)			
22	12	SÜSS Esther				SUI	SWITZERLAND		13.14	1:58:43	+10:22
			12:34 (20)	34:48 (30)	57:03 (34)	1:17:41 (28)	1:38:17 (25)	1:58:43 (22)			
			12:34 (20)	22:14 (40)	22:15 (41)	20:38 (18)	20:36 (15)	20:26 (16)			
23	18	GRADL Anja				GER	GERMANY		13.13	1:58:50	+10:29
			12:42 (22)	33:50 (23)	54:42 (23)	1:16:03 (22)	1:37:24 (22)	1:58:50 (23)			
			12:42 (22)	21:08 (26)	20:52 (21)	21:21 (24)	21:21 (23)	21:26 (23)			
24	31	KATAYAMA Rie				JPN	JAPAN		13.11	1:59:00	+10:39
			13:25 (27)	33:50 (22)	54:12 (22)	1:16:54 (24)	1:37:44 (23)	1:59:00 (24)			
			13:25 (27)	20:25 (17)	20:22 (15)	22:42 (42)	20:50 (17)	21:16 (20)			
25	26	KLEIN Hanna				GER	GERMANY		12.96	2:00:25	+12:04
			13:30 (31)	34:42 (28)	55:41 (26)	1:16:55 (25)	1:38:36 (26)	2:00:25 (25)			
			13:30 (31)	21:12 (27)	20:59 (23)	21:14 (23)	21:41 (27)	21:49 (27)			
26	65	SHI Qinglan				CHN	PEOPLE'S REPUBLIC OF CHINA		12.91	2:00:52	+12:31
			13:48 (41)	35:45 (36)	56:48 (30)	1:17:56 (29)	1:39:33 (28)	2:00:52 (26)			
			13:48 (41)	21:57 (35)	21:03 (24)	21:08 (22)	21:37 (24)	21:19 (21)			
27	42	FULLANA RIERA Margarita				ESP	SPAIN		12.9	2:00:54	+12:33
			12:48 (24)	34:11 (26)	55:16 (24)	1:17:13 (27)	1:38:52 (27)	2:00:54 (27)			
			12:48 (24)	21:23 (29)	21:05 (25)	21:57 (33)	21:39 (26)	22:02 (33)			
28	29	SIN Amanda				CAN	CANADA		12.88	2:01:05	+12:44
			13:27 (29)	34:51 (31)	55:59 (28)	1:16:47 (23)	1:38:07 (24)	2:01:05 (28)			
			13:27 (29)	21:24 (30)	21:08 (26)	20:48 (20)	21:20 (21)	22:58 (39)			
29	44	DYCK Mical				CAN	CANADA		12.81	2:01:46	+13:25
			13:05 (25)	33:57 (24)	55:21 (25)	1:16:56 (26)	1:39:33 (29)	2:01:46 (29)			
			13:05 (25)	20:52 (23)	21:24 (30)	21:35 (28)	22:37 (39)	22:13 (35)			
30	41	HOMOVEC Nina				SLO	SLOVENIA		12.81	2:01:49	+13:28
			13:41 (34)	35:36 (33)	56:49 (33)	1:18:10 (31)	1:40:11 (31)	2:01:49 (30)			
			13:41 (34)	21:55 (34)	21:13 (27)	21:21 (24)	22:01 (31)	21:38 (26)			
31	21	VILLAR ARGENTE Anna				ESP	SPAIN		12.76	2:02:16	+13:55
			13:31 (32)	34:36 (27)	56:06 (29)	1:18:05 (30)	1:40:06 (30)	2:02:16 (31)			
			13:31 (32)	21:05 (25)	21:30 (33)	21:59 (34)	22:01 (31)	22:10 (34)			
32	28	ENAUX Sabrina				FRA	FRANCE		12.74	2:02:29	+14:08
			13:28 (30)	34:42 (29)	56:48 (32)	1:18:32 (33)	1:40:31 (32)	2:02:29 (32)			
			13:28 (30)	21:14 (28)	22:06 (40)	21:44 (30)	21:59 (30)	21:58 (32)			


 Legend: 1st line = Total Time (rank)
2nd line = Lap Time (rank for that lap)

-nLAP = Lapped with n laps to go DNFn = Did Not Finish, abandoned in lap n DNS = Did Not Start

04.09.2010 - 13:12 > 67 riders started

<http://www.uci.ch>

Page 2/5

 Timing and Results provided by 

September 4th, 2010

Mountain Bike - Communiqué n° 47b

CROSS-COUNTRY OLYMPIC
Race Analysis
Women Elite

Rank	Race Nr	NAME / First Name	National Team					Avg	Time	Gap
			START LOOP	LAP 1	LAP 2	LAP 3	LAP 4	LAP 5		
33	30	TURPIJN Laura	NED NETHERLANDS					12.68	2:02:59	+14:38
		13:44 (39)	35:37 (34)	57:03 (35)	1:19:05 (34)	1:41:08 (34)	2:02:59 (33)			
		13:44 (39)	21:53 (33)	21:26 (31)	22:02 (35)	22:03 (33)	21:51 (28)			
34	15	STEVKOVA Janka	SVK SLOVAKIA					12.62	2:03:35	+15:14
		13:43 (35)	35:47 (38)	57:21 (36)	1:19:55 (35)	1:41:43 (35)	2:03:35 (34)			
		13:43 (35)	22:04 (39)	21:34 (34)	22:34 (41)	21:48 (29)	21:52 (29)			
35	24	BRANDAU Elisabeth	GER GERMANY					12.61	2:03:45	+15:24
		13:05 (26)	34:01 (25)	55:59 (27)	1:18:17 (32)	1:40:58 (33)	2:03:45 (35)			
		13:05 (26)	20:56 (24)	21:58 (35)	22:18 (37)	22:41 (40)	22:47 (38)			
36	58	LIU Ying	CHN PEOPLE'S REPUBLIC OF CHINA					12.53	2:04:31	+16:10
		14:34 (56)	37:01 (46)	59:05 (43)	1:20:27 (41)	1:42:37 (37)	2:04:31 (36)			
		14:34 (56)	22:27 (44)	22:04 (38)	21:22 (26)	22:10 (37)	21:54 (30)			
37	69	KROMPETS Nataliya	UKR UKRAINE					12.46	2:05:10	+16:49
		14:34 (55)	37:03 (47)	59:06 (44)	1:21:08 (42)	1:43:14 (40)	2:05:10 (37)			
		14:34 (55)	22:29 (45)	22:03 (36)	22:02 (35)	22:06 (35)	21:56 (31)			
38	49	MORFIN MACOUZET Laura Lorenza	MEX MEXICO					12.45	2:05:18	+16:57
		14:16 (50)	36:37 (44)	58:40 (40)	1:20:26 (38)	1:42:35 (36)	2:05:18 (38)			
		14:16 (50)	22:21 (41)	22:03 (36)	21:46 (32)	22:09 (36)	22:43 (37)			
39	68	VERONESI Daniela	SMR SAN MARINO					12.42	2:05:39	+17:18
		13:48 (42)	35:46 (37)	58:40 (41)	1:21:08 (43)	1:43:11 (39)	2:05:39 (39)			
		13:48 (42)	21:58 (37)	22:54 (47)	22:28 (40)	22:03 (33)	22:28 (36)			
40	59	MCKIRDY Jean Ann	CAN CANADA					12.33	2:06:31	+18:10
		14:03 (45)	35:47 (39)	58:03 (38)	1:20:26 (40)	1:42:43 (38)	2:06:31 (40)			
		14:03 (45)	21:44 (31)	22:16 (42)	22:23 (39)	22:17 (38)	23:48 (40)			
41	11	GOULD Georgia	USA UNITED STATES OF AMERICA					12.15	2:08:25	+20:04
		13:43 (36)	35:28 (32)	56:48 (31)	1:20:12 (36)	1:43:19 (41)	2:08:25 (41)			
		13:43 (36)	21:45 (32)	21:20 (29)	23:24 (48)	23:07 (41)	25:06 (42)			
42	54	VIPOND Catherine	CAN CANADA					12.09	2:09:01	+20:40
		14:04 (46)	36:02 (40)	57:28 (37)	1:20:26 (39)	1:43:56 (42)	2:09:01 (42)			
		14:04 (46)	21:58 (37)	21:26 (31)	22:58 (44)	23:30 (42)	25:05 (41)			
43	52	WALTER Sandra	CAN CANADA							-1LAP
		13:56 (44)	37:07 (48)	59:34 (45)	1:21:52 (45)					
		13:56 (44)	23:11 (50)	22:27 (43)	22:18 (37)					
44	33	FRY Rowena	AUS AUSTRALIA							-1LAP
		13:44 (37)	35:41 (35)	58:23 (39)	1:21:25 (44)					
		13:44 (37)	21:57 (35)	22:42 (45)	23:02 (45)					
45	53	RYBAKOVA Oksana	RUS RUSSIAN FEDERATION							-1LAP
		13:27 (28)	36:36 (43)	58:40 (42)	1:20:24 (37)					
		13:27 (28)	23:09 (49)	22:04 (38)	21:44 (30)					
46	48	LOGIE Heather	AUS AUSTRALIA							-1LAP
		14:11 (48)	36:56 (45)	1:00:06 (46)	1:22:51 (46)					
		14:11 (48)	22:45 (47)	23:10 (48)	22:45 (43)					
47	47	SPEEDY Yolande	RSA SOUTH AFRICA							-1LAP
		14:33 (54)	37:27 (49)	1:00:06 (47)	1:24:29 (49)					
		14:33 (54)	22:54 (48)	22:39 (44)	24:23 (49)					
48	56	MACDERMID Fiona	NZL NEW-ZEALAND							-1LAP
		14:13 (49)	37:45 (50)	1:00:58 (49)	1:24:12 (48)					
		14:13 (49)	23:32 (52)	23:13 (49)	23:14 (46)					


 Legend: 1st line = Total Time (rank)
 2nd line = Lap Time (rank for that lap)

-nLAP = Lapped with n laps to go DNFn = Did Not Finish, abandoned in lap n DNS = Did Not Start

04.09.2010 - 13:12 > 67 riders started

<http://www.uci.ch>

Page 3/5

 Timing and Results provided by 

September 4th, 2010

Mountain Bike - Communiqué n° 47b

CROSS-COUNTRY OLYMPIC
Race Analysis
Women Elite

Rank	Race Nr	NAME / First Name	National Team					Avg	Time	Gap
			START LOOP	LAP 1	LAP 2	LAP 3	LAP 4	LAP 5		
49	62	EMMETT Kelli				USA	UNITED STATES OF AMERICA			-1LAP
			14:05 (47)	36:31 (42)	1:00:27 (48)	1:23:48 (47)				
			14:05 (47)	22:26 (43)	23:56 (55)	23:21 (47)				
50	64	MANN Allison				USA	UNITED STATES OF AMERICA			-2LAP
			14:38 (58)	38:32 (55)	1:02:12 (52)					
			14:38 (58)	23:54 (54)	23:40 (52)					
51	61	PARRA Angela				COL	COLOMBIA			-2LAP
			14:41 (59)	38:00 (51)	1:01:38 (50)					
			14:41 (59)	23:19 (51)	23:38 (50)					
52	46	POTTER Kate				AUS	AUSTRALIA			-2LAP
			14:18 (51)	38:15 (53)	1:01:56 (51)					
			14:18 (51)	23:57 (56)	23:41 (53)					
53	50	O'SHEA Katherine				AUS	AUSTRALIA			-2LAP
			14:38 (57)	39:02 (56)	1:02:41 (55)					
			14:38 (57)	24:24 (57)	23:39 (51)					
54	66	SMITH Jennifer				NZL	NEW-ZEALAND			-2LAP
			14:33 (53)	38:27 (54)	1:02:21 (53)					
			14:33 (53)	23:54 (54)	23:54 (54)					
55	63	MAYA TABARES Viviana Andrea				COL	COLOMBIA			-2LAP
			14:27 (52)	38:03 (52)	1:02:39 (54)					
			14:27 (52)	23:36 (53)	24:36 (56)					
56	37	LEARY Nicola				NZL	NEW-ZEALAND			-2LAP
			18:21 (64)	40:57 (59)	1:03:49 (56)					
			18:21 (64)	22:36 (46)	22:52 (46)					
57	35	HURIKOVA Tereza				CZE	CZECH REPUBLIC			-2LAP
			13:48 (40)	39:12 (57)	1:03:59 (57)					
			13:48 (40)	25:24 (59)	24:47 (57)					
58	40	RONEN Inbar				ISR	ISRAEL			-3LAP
			15:02 (62)	40:05 (58)						
			15:02 (62)	25:03 (58)						
59	60	SALGADO GONZALEZ Carla				MEX	MEXICO			-3LAP
			14:43 (60)	44:08 (60)						
			14:43 (60)	29:25 (60)						
60	43	MEIER Maaris				EST	ESTONIA			-4LAP
			15:30 (63)							
			15:30 (63)							
	36	OSL Maria				AUT	AUSTRIA			DNF2
			13:44 (38)	36:06 (41)						
			13:44 (38)	22:22 (42)						
	32	KOBA Sarah				SUI	SWITZERLAND			DNF1
			13:40 (33)							
			13:40 (33)							
	38	SADLECKA Magdalena				POL	POLAND			DNF1
			13:52 (43)							
			13:52 (43)							
	34	COMPTON Katherine				USA	UNITED STATES OF AMERICA			DNF1
			14:47 (61)							
			14:47 (61)							


 Legend: 1st line = Total Time (rank)
 2nd line = Lap Time (rank for that lap)

-nLAP = Lapped with n laps to go DNFn = Did Not Finish, abandoned in lap n DNS = Did Not Start

04.09.2010 - 13:12 > 67 riders started

<http://www.uci.ch>

Page 4/5

 Timing and Results provided by 

September 4th, 2010

Mountain Bike - Communiqué n° 47b

CROSS-COUNTRY OLYMPIC

Race Analysis

Women Elite

Rank	Race Nr	NAME / First Name	National Team					Avg	Time	Gap
		START LOOP	LAP 1	LAP 2	LAP 3	LAP 4	LAP 5			
	25	KLEMENCIC Blaza	SLO	SLOVENIA						DNFO
	45	GAMONAL FERRERA Rocio	ESP	SPAIN						DNFO
	55	STOPA Roberta Kelly	BRA	BRAZIL						DNFO

Legend: 1st line = Total Time (rank)
2nd line = Lap Time (rank for that lap)

-nLAP = Lapped with n laps to go DNFn = Did Not Finish, abandoned in lap n DNS = Did Not Start

04.09.2010 - 13:12 > 67 riders started

<http://www.uci.ch>

Page 5/5

Timing and Results provided by  TISSOT
SWISS WATCHES SINCE 1853