



2010 UCI MOUNTAIN BIKE & TRIALS WORLD CHAMPIONSHIPS

MONT-SAINTE-ANNE QUÉBEC, CANADA

September 3rd, 2010

Mountain Bike - Communiqué n° 41a

CROSS-COUNTRY OLYMPIC

Final Results

Men Under 23

1 Start Loop, 6 Laps - Distance: 30.6 km - Average Speed: 17.44 km/h

Rank	Race Nr	UCI Code	NAME / First Name	National Team	Time
1	2	SUI19880927	FLÜCKIGER Mathias	SWITZERLAND	1:45:15
2	6	SUI19890514	LITSCHER Thomas	SWITZERLAND	+00:30
3	10	SUI19880401	GALLATI Patrik	SWITZERLAND	+01:04
4	3	FRA19880601	VUILLERMOZ Alexis	FRANCE	+01:49
5	12	ITA19910719	KERSCHBAUMER Gerhard	ITALY	+03:28
6	4	POL19900311	KONWA Marek	POLAND	+03:37
7	7	SUI19880328	FANGER Martin	SWITZERLAND	+03:53
8	40	BEL19911206	SCHEIRE Ruben	BELGIUM	+04:25
9	5	NED19900508	MOORLAG Henk Jaap	NETHERLANDS	+04:37
10	26	SUI19880216	MEYER Pascal	SWITZERLAND	+04:59
11	15	FRA19890404	CANAL Fabien	FRANCE	+05:20
12	11	NED19880220	WUBBEN Niels	NETHERLANDS	+05:37
13	22	POL19891014	BRZOZKA Piotr	POLAND	+06:46
14	20	GBR19890227	FLETCHER David	GREAT BRITAIN	+06:59
15	14	NED19890411	MINNAARD Marco	NETHERLANDS	+07:25
16	21	SWE19880202	WENGELIN Mattias	SWEDEN	+07:37
17	8	BEL19890328	CARABIN Sebastien	BELGIUM	+07:51
18	28	POR19881207	FERREIRA Tiago Jorge Oliveira	PORTUGAL	+08:09
19	35	RUS19880205	NIKOLAEV Sergey	RUSSIAN FEDERATION	+09:25
20	52	FRA19900411	LAPEYRIE Thomas	FRANCE	+09:34
21	31	ITA19880515	PORRO Samuele	ITALY	+09:47
22	45	GER19900601	FLESCHHUT Marcel	GERMANY	+09:52
23	38	GER19890313	EUTENEUER Felix	GERMANY	+09:58
24	27	RSA19880930	BUYS Philip	SOUTH AFRICA	+10:01
25	42	SUI19880205	DISCH Severin	SWITZERLAND	+10:23
26	17	AUT19900424	GEHBAUER Alexander	AUSTRIA	+10:53
27	58	GER19890405	EYRING Andy	GERMANY	+11:01
28	39	POR19911105	MARINHEIRO Ricardo Paulo Reis	PORTUGAL	+11:23
29	24	EST19880409	LOO Martin	ESTONIA	+11:34
30	23	GER19890824	BAUER Markus	GERMANY	+12:08
31	16	BRA19890515	PAIVA Sherman	BRAZIL	+12:25
32	25	USA19900401	SQUIRE Robbie	UNITED STATES OF AMERICA	+12:37
33	41	ITA19880522	COMINELLI Cristian	ITALY	+12:41
34	50	USA19890428	ETTINGER Stephen	UNITED STATES OF AMERICA	+12:44
35	56	CHN19890626	WANG Zhen	PEOPLE'S REPUBLIC OF CHINA	+12:49
36	30	NZL19910413	PETERS Dirk	NEW-ZEALAND	+12:57
37	18	ISR19890619	HAIMY Shlomi	ISRAEL	+13:46
38	66	COL19900125	CHIA Jaime Yesid	COLOMBIA	+13:49
39	33	NZL19880607	JONES Carl	NEW-ZEALAND	+14:01
40	55	USA19880314	HOKE Mitch	UNITED STATES OF AMERICA	+14:32
41	29	ARG19890829	DARNAY Rodrigo Adrian	ARGENTINA	+14:54
42	49	GER19910716	SCHULTE-LUENZUM Markus	GERMANY	+15:09
43	19	HUN19900724	JUHASZ Zsolt	HUNGARY	+15:33

Legend:

-nLAP = Lapped with n laps to go - DNFn = Did Not Finish, abandoned in lap n - DNS = Did Not Start

03.09.2010 - 16:04 > 65 riders started

<http://www.uci.ch>

Page 1/2

Finish Judge
COTE Dominique (CAN)

President of the Commissaires' Panel
McCORMAND Andy (USA)



Timing and Results provided by

SWISS WATCHES SINCE 1853



September 3rd, 2010

Mountain Bike - Communiqué n° 41a

CROSS-COUNTRY OLYMPIC
Final Results
Men Under 23

1 Start Loop, 6 Laps - Distance: 30.6 km - Average Speed: 17.44 km/h

Rank	Race Nr	UCI Code	NAME / First Name	National Team	Time
44	53	CAN19890622	MORIN Francis	CANADA	+15:58
45	61	USA19910731	HINKENS Jack	UNITED STATES OF AMERICA	-1LAP
46	46	JPN19880901	TAKENOUCI Yu	JAPAN	-1LAP
47	51	GER19900416	STRECKER Fabian	GERMANY	-1LAP
48	57	CAN19900607	LALANCETTE Simon	CANADA	-1LAP
49	62	CAN19910821	WAGLER Tyson	CANADA	-1LAP
50	44	ESP19881221	LOZANO RIBA David	SPAIN	-1LAP
51	63	CAN19910318	L'ESPERANCE Andrew	CANADA	-2LAP
52	37	USA19910918	FINSTERWALD Russell	UNITED STATES OF AMERICA	-2LAP
53	34	CZE19890104	PESEK Tomas	CZECH REPUBLIC	-2LAP
54	65	CAN19900714	CADIEUX-DUVAL Sébastien	CANADA	-2LAP
55	32	AUS19880317	BRITTEN Cal	AUSTRALIA	-2LAP
56	70	UKR19880405	KACHANOV Oleksandr	UKRAINE	-2LAP
57	48	BRA19910716	MARIANO Frederico	BRAZIL	-3LAP
58	54	JPN19900727	GODA Keisuke	JAPAN	-4LAP
	36	CZE19901207	CINK Ondrej	CZECH REPUBLIC	DNF5
	13	NED19880704	JUBBEGA Jelmer	NETHERLANDS	DNF5
	59	ESP19911113	SANCHEZ RUIZ Jose Maria	SPAIN	DNF3
	47	CAN19910408	STAFFORD Jared	CANADA	DNF2
	43	MEX19890424	ESCARCEGA SALAZAR Rafael	MEXICO	DNF2
	9	BRA19890330	AVANCINI Henrique	BRAZIL	DNF1
	60	CAN19880929	COTE Félix	CANADA	DNF1
	67	COL19880209	ARIAS Diego	COLOMBIA	DNS

Legend:

-nLAP = Lapped with n laps to go - DNFn = Did Not Finish, abandoned in lap n - DNS = Did Not Start

03.09.2010 - 16:04 > 65 riders started

<http://www.uci.ch>

Page 2/2

 Finish Judge
COTE Dominique (CAN)

 President of the Commissaires' Panel
MCCORD Andy (USA)

September 3rd, 2010

Mountain Bike - Communiqué n° 41b

CROSS-COUNTRY OLYMPIC
Race Analysis
Men Under 23

Rank	Race Nr	NAME / First Name	National Team		Avg	Time	Gap
START LOOP	LAP 1	LAP 2	LAP 3	LAP 4	LAP 5	LAP 6	
1	2	FLÜCKIGER Mathias	SUI	SWITZERLAND	17.44	1:45:15	
9:07 (6)	24:36 (1)	40:57 (2)	56:43 (1)	1:12:51 (1)	1:29:00 (1)	1:45:15 (1)	
9:07 (6)	15:29 (1)	16:21 (6)	15:46 (1)	16:08 (2)	16:09 (1)	16:15 (3)	
2	6	LITSCHER Thomas	SUI	SWITZERLAND	17.36	1:45:45	+00:30
8:47 (1)	24:46 (2)	40:57 (4)	57:08 (3)	1:13:26 (3)	1:29:45 (3)	1:45:45 (2)	
8:47 (1)	15:59 (3)	16:11 (3)	16:11 (3)	16:18 (3)	16:19 (3)	16:00 (1)	
3	10	GALLATI Patrik	SUI	SWITZERLAND	17.27	1:46:19	+01:04
9:06 (4)	25:17 (7)	41:20 (5)	57:31 (5)	1:13:25 (2)	1:29:35 (2)	1:46:19 (3)	
9:06 (4)	16:11 (7)	16:03 (1)	16:11 (3)	15:54 (1)	16:10 (2)	16:44 (6)	
4	3	VUILLERMOZ Alexis	FRA	FRANCE	17.15	1:47:04	+01:49
8:47 (2)	24:51 (4)	40:56 (1)	57:05 (2)	1:13:34 (4)	1:30:29 (4)	1:47:04 (4)	
8:47 (2)	16:04 (5)	16:05 (2)	16:09 (2)	16:29 (5)	16:55 (9)	16:35 (5)	
5	12	KERSCHBAUMER Gerhard	ITA	ITALY	16.89	1:48:43	+03:28
8:51 (3)	24:46 (3)	40:57 (3)	57:15 (4)	1:13:53 (5)	1:31:24 (5)	1:48:43 (5)	
8:51 (3)	15:55 (2)	16:11 (3)	16:18 (5)	16:38 (6)	17:31 (17)	17:19 (13)	
6	4	KONWA Marek	POL	POLAND	16.86	1:48:52	+03:37
9:07 (5)	25:10 (5)	41:29 (6)	58:44 (6)	1:15:51 (7)	1:32:39 (7)	1:48:52 (6)	
9:07 (5)	16:03 (4)	16:19 (5)	17:15 (23)	17:07 (18)	16:48 (8)	16:13 (2)	
7	7	FANGER Martin	SUI	SWITZERLAND	16.82	1:49:08	+03:53
9:19 (9)	25:28 (7)	42:02 (7)	59:00 (8)	1:16:01 (9)	1:32:39 (6)	1:49:08 (7)	
9:19 (9)	16:09 (6)	16:34 (10)	16:58 (17)	17:01 (14)	16:38 (6)	16:29 (4)	
8	40	SCHEIRE Ruben	BEL	BELGIUM	16.74	1:49:40	+04:25
9:50 (17)	26:09 (13)	42:46 (12)	59:42 (12)	1:16:26 (12)	1:32:50 (8)	1:49:40 (8)	
9:50 (17)	16:19 (8)	16:37 (11)	16:56 (15)	16:44 (8)	16:24 (4)	16:50 (7)	
9	5	MOORLAG Henk Jaap	NED	NETHERLANDS	16.71	1:49:52	+04:37
9:55 (24)	26:25 (16)	43:04 (13)	59:51 (13)	1:16:30 (13)	1:32:57 (9)	1:49:52 (9)	
9:55 (24)	16:30 (13)	16:39 (13)	16:47 (10)	16:39 (7)	16:27 (5)	16:55 (8)	
10	26	MEYER Pascal	SUI	SWITZERLAND	16.66	1:50:14	+04:59
9:21 (10)	25:47 (10)	42:32 (11)	59:08 (10)	1:16:01 (8)	1:33:11 (10)	1:50:14 (10)	
9:21 (10)	16:26 (12)	16:45 (15)	16:36 (7)	16:53 (10)	17:10 (12)	17:03 (9)	
11	15	CANAL Fabien	FRA	FRANCE	16.6	1:50:35	+05:20
9:24 (11)	25:46 (8)	42:14 (8)	58:51 (7)	1:15:36 (6)	1:33:11 (11)	1:50:35 (11)	
9:24 (11)	16:22 (11)	16:28 (8)	16:37 (8)	16:45 (9)	17:35 (20)	17:24 (14)	
12	11	WUBBEN Niels	NED	NETHERLANDS	16.56	1:50:52	+05:37
9:25 (12)	25:46 (9)	42:23 (9)	59:10 (11)	1:16:05 (11)	1:33:12 (12)	1:50:52 (12)	
9:25 (12)	16:21 (10)	16:37 (11)	16:47 (10)	16:55 (11)	17:07 (11)	17:40 (20)	
13	22	BRZOZKA Piotr	POL	POLAND	16.39	1:52:01	+06:46
10:08 (28)	26:52 (22)	43:54 (20)	1:00:51 (16)	1:17:52 (17)	1:34:56 (15)	1:52:01 (13)	
10:08 (28)	16:44 (17)	17:02 (20)	16:57 (16)	17:01 (14)	17:04 (10)	17:05 (10)	
14	20	FLETCHER David	GBR	GREAT BRITAIN	16.36	1:52:14	+06:59
9:35 (13)	26:14 (15)	43:13 (15)	59:58 (14)	1:17:02 (14)	1:34:34 (14)	1:52:14 (14)	
9:35 (13)	16:39 (16)	16:59 (19)	16:45 (9)	17:04 (16)	17:32 (19)	17:40 (20)	
15	14	MINNAARD Marco	NED	NETHERLANDS	16.3	1:52:40	+07:25
10:17 (32)	26:52 (23)	43:35 (16)	1:00:24 (15)	1:17:37 (16)	1:35:06 (16)	1:52:40 (15)	
10:17 (32)	16:35 (15)	16:43 (14)	16:49 (12)	17:13 (20)	17:29 (15)	17:34 (18)	
16	21	WENGELIN Mattias	SWE	SWEDEN	16.27	1:52:52	+07:37
9:37 (14)	26:35 (19)	43:58 (25)	1:01:05 (20)	1:18:05 (18)	1:35:22 (17)	1:52:52 (16)	
9:37 (14)	16:58 (26)	17:23 (28)	17:07 (20)	17:00 (13)	17:17 (13)	17:30 (16)	

 Legend: 1st line = Total Time (rank)
 2nd line = Lap Time (rank for that lap)

-nLAP = Lapped with n laps to go DNFn = Did Not Finish, abandoned in lap n DNS = Did Not Start

03.09.2010 - 16:05 > 65 riders started

<http://www.uci.ch>

Page 1/5

Timing and Results provided by

September 3rd, 2010

Mountain Bike - Communiqué n° 41b

CROSS-COUNTRY OLYMPIC
Race Analysis
Men Under 23

Rank	Race Nr	NAME / First Name	National Team						Avg	Time	Gap	
			START LOOP	LAP 1	LAP 2	LAP 3	LAP 4	LAP 5	LAP 6			
17	8	CARABIN Sebastien				BEL	BELGIUM			16.23	1:53:06	+07:51
			9:52 (21)	26:46 (21)	43:53 (18)	1:01:06 (21)	1:18:17 (19)	1:35:53 (18)	1:53:06 (17)			
			9:52 (21)	16:54 (22)	17:07 (25)	17:13 (21)	17:11 (19)	17:36 (21)	17:13 (12)			
18	28	FERREIRA Tiago Jorge Oliveira				POR	PORTUGAL			16.19	1:53:24	+08:09
			10:33 (40)	27:38 (33)	44:30 (28)	1:01:45 (28)	1:18:50 (22)	1:36:17 (19)	1:53:24 (18)			
			10:33 (40)	17:05 (31)	16:52 (16)	17:15 (23)	17:05 (17)	17:27 (14)	17:07 (11)			
19	35	NIKOLAEV Sergey				RUS	RUSSIAN FEDERATION			16.01	1:54:40	+09:25
			10:04 (27)	27:02 (26)	43:57 (23)	1:00:52 (17)	1:18:35 (20)	1:36:47 (21)	1:54:40 (19)			
			10:04 (27)	16:58 (26)	16:55 (17)	16:55 (13)	17:43 (28)	18:12 (31)	17:53 (25)			
20	52	LAPEYRIE Thomas				FRA	FRANCE			15.99	1:54:49	+09:34
			9:56 (25)	26:27 (17)	44:36 (30)	1:01:34 (25)	1:19:16 (25)	1:37:22 (23)	1:54:49 (20)			
			9:56 (25)	16:31 (14)	18:09 (50)	16:58 (17)	17:42 (26)	18:06 (29)	17:27 (15)			
21	31	PORRO Samuele				ITA	ITALY			15.96	1:55:02	+09:47
			10:24 (35)	27:21 (31)	44:18 (27)	1:01:34 (24)	1:19:18 (26)	1:37:22 (24)	1:55:02 (21)			
			10:24 (35)	16:57 (24)	16:57 (18)	17:16 (25)	17:44 (29)	18:04 (25)	17:40 (20)			
22	45	FLESCHHUT Marcel				GER	GERMANY			15.95	1:55:07	+09:52
			10:27 (37)	27:28 (32)	43:57 (24)	1:00:52 (18)	1:17:19 (15)	1:34:04 (13)	1:55:07 (22)			
			10:27 (37)	17:01 (28)	16:29 (9)	16:55 (13)	16:27 (4)	16:45 (7)	21:03 (44)			
23	38	EUTENEUER Felix				GER	GERMANY			15.94	1:55:13	+09:58
			9:50 (19)	27:21 (30)	45:15 (34)	1:02:44 (32)	1:20:06 (29)	1:37:37 (25)	1:55:13 (23)			
			9:50 (19)	17:31 (44)	17:54 (44)	17:29 (29)	17:22 (22)	17:31 (17)	17:36 (19)			
24	27	BUYS Philip				RSA	SOUTH AFRICA			15.93	1:55:16	+10:01
			9:51 (20)	26:52 (24)	43:54 (22)	1:01:07 (22)	1:18:42 (21)	1:36:46 (20)	1:55:16 (24)			
			9:51 (20)	17:01 (28)	17:02 (20)	17:13 (21)	17:35 (23)	18:04 (25)	18:30 (34)			
25	42	DISCH Severin				SUI	SWITZERLAND			15.88	1:55:38	+10:23
			10:17 (31)	27:14 (29)	44:18 (26)	1:01:34 (23)	1:19:16 (24)	1:37:21 (22)	1:55:38 (25)			
			10:17 (31)	16:57 (24)	17:04 (22)	17:16 (25)	17:42 (26)	18:05 (27)	18:17 (30)			
26	17	GEHBAUER Alexander				AUT	AUSTRIA			15.81	1:56:08	+10:53
			9:48 (16)	26:08 (12)	42:31 (10)	59:06 (9)	1:16:03 (10)	1:38:20 (27)	1:56:08 (26)			
			9:48 (16)	16:20 (9)	16:23 (7)	16:35 (6)	16:57 (12)	22:17 (44)	17:48 (24)			
27	58	EYRING Andy				GER	GERMANY			15.79	1:56:16	+11:01
			10:38 (44)	27:42 (35)	45:08 (33)	1:02:45 (34)	1:20:43 (31)	1:38:30 (29)	1:56:16 (27)			
			10:38 (44)	17:04 (30)	17:26 (29)	17:37 (32)	17:58 (34)	17:47 (22)	17:46 (23)			
28	39	MARINHEIRO Ricardo Paulo Reis				POR	PORTUGAL			15.74	1:56:38	+11:23
			10:38 (42)	27:50 (36)	45:21 (36)	1:02:55 (35)	1:20:32 (30)	1:38:23 (28)	1:56:38 (28)			
			10:38 (42)	17:12 (33)	17:31 (33)	17:34 (31)	17:37 (24)	17:51 (23)	18:15 (29)			
29	24	LOO Martin				EST	ESTONIA			15.72	1:56:49	+11:34
			10:47 (47)	28:10 (44)	45:38 (40)	1:03:06 (36)	1:20:45 (32)	1:38:51 (30)	1:56:49 (29)			
			10:47 (47)	17:23 (36)	17:28 (31)	17:28 (27)	17:39 (25)	18:06 (29)	17:58 (26)			
30	23	BAUER Markus				GER	GERMANY			15.64	1:57:23	+12:08
			9:18 (8)	26:04 (11)	43:10 (14)	1:00:59 (19)	1:19:31 (27)	1:38:19 (26)	1:57:23 (30)			
			9:18 (8)	16:46 (18)	17:06 (23)	17:49 (35)	18:32 (45)	18:48 (40)	19:04 (38)			
31	16	PAIVA Sherman				BRA	BRAZIL			15.6	1:57:40	+12:25
			9:54 (22)	27:08 (28)	44:38 (31)	1:02:30 (31)	1:20:45 (33)	1:38:58 (32)	1:57:40 (31)			
			9:54 (22)	17:14 (34)	17:30 (32)	17:52 (38)	18:15 (38)	18:13 (33)	18:42 (37)			
32	25	SQUIRE Robbie				USA	UNITED STATES OF AMERICA			15.58	1:57:52	+12:37
			10:10 (29)	27:38 (34)	46:05 (44)	1:04:03 (43)	1:21:52 (39)	1:39:48 (34)	1:57:52 (32)			
			10:10 (29)	17:28 (42)	18:27 (52)	17:58 (40)	17:49 (30)	17:56 (24)	18:04 (27)			


 Legend: 1st line = Total Time (rank)
 2nd line = Lap Time (rank for that lap)

-nLAP = Lapped with n laps to go DNFn = Did Not Finish, abandoned in lap n DNS = Did Not Start

03.09.2010 - 16:05 > 65 riders started

<http://www.uci.ch>

Page 2/5

 Timing and Results provided by 

September 3rd, 2010

Mountain Bike - Communiqué n° 41b

CROSS-COUNTRY OLYMPIC
Race Analysis
Men Under 23

Rank	Race Nr	NAME / First Name	National Team						Avg	Time	Gap
			START LOOP	LAP 1	LAP 2	LAP 3	LAP 4	LAP 5	LAP 6		
33	41	COMINELLI Cristian	ITA		ITALY				15.57	1:57:56	+12:41
		9:50 (18)	26:39 (20)	43:45 (17)	1:01:35 (26)	1:19:46 (28)	1:38:52 (31)	1:57:56 (33)			
		9:50 (18)	16:49 (20)	17:06 (23)	17:50 (36)	18:11 (37)	19:06 (42)	19:04 (38)			
34	50	ETTINGER Stephen	USA		UNITED STATES OF AMERICA				15.56	1:57:59	+12:44
		10:47 (48)	28:03 (40)	45:35 (38)	1:03:13 (37)	1:21:13 (35)	1:39:42 (33)	1:57:59 (34)			
		10:47 (48)	17:16 (35)	17:32 (34)	17:38 (33)	18:00 (35)	18:29 (36)	18:17 (30)			
35	56	WANG Zhen	CHN		PEOPLE'S REPUBLIC OF CHINA				15.55	1:58:04	+12:49
		10:55 (50)	29:05 (53)	46:40 (49)	1:04:34 (46)	1:23:02 (46)	1:40:31 (37)	1:58:04 (35)			
		10:55 (50)	18:10 (53)	17:35 (36)	17:54 (39)	18:28 (43)	17:29 (15)	17:33 (17)			
36	30	PETERS Dirk	NZL		NEW-ZEALAND				15.53	1:58:12	+12:57
		10:24 (34)	27:57 (39)	45:33 (37)	1:03:34 (41)	1:21:37 (37)	1:39:49 (36)	1:58:12 (36)			
		10:24 (34)	17:33 (45)	17:36 (37)	18:01 (42)	18:03 (36)	18:12 (31)	18:23 (32)			
37	18	HAIMY Shlomi	ISR		ISRAEL				15.43	1:59:01	+13:46
		9:37 (15)	26:28 (18)	43:54 (21)	1:02:16 (29)	1:21:05 (34)	1:39:48 (35)	1:59:01 (37)			
		9:37 (15)	16:51 (21)	17:26 (29)	18:22 (50)	18:49 (49)	18:43 (39)	19:13 (41)			
38	66	CHIA Jaime Yesid	COL		COLOMBIA				15.42	1:59:04	+13:49
		11:09 (57)	28:36 (46)	46:34 (47)	1:04:48 (47)	1:22:37 (43)	1:40:58 (40)	1:59:04 (38)			
		11:09 (57)	17:27 (39)	17:58 (48)	18:14 (47)	17:49 (30)	18:21 (35)	18:06 (28)			
39	33	JONES Carl	NZL		NEW-ZEALAND				15.39	1:59:16	+14:01
		11:00 (54)	28:54 (52)	46:41 (50)	1:04:31 (45)	1:22:20 (42)	1:40:52 (39)	1:59:16 (39)			
		11:00 (54)	17:54 (50)	17:47 (42)	17:50 (36)	17:49 (30)	18:32 (37)	18:24 (33)			
40	55	HOKE Mitch	USA		UNITED STATES OF AMERICA				15.33	1:59:47	+14:32
		11:19 (60)	28:46 (50)	46:41 (51)	1:04:55 (50)	1:22:51 (45)	1:41:10 (41)	1:59:47 (40)			
		11:19 (60)	17:27 (39)	17:55 (45)	18:14 (47)	17:56 (33)	18:19 (34)	18:37 (36)			
41	29	DARNAY Rodrigo Adrian	ARG		ARGENTINA				15.28	2:00:09	+14:54
		10:29 (39)	27:54 (37)	45:37 (39)	1:03:19 (38)	1:23:28 (49)	1:41:33 (44)	2:00:09 (41)			
		10:29 (39)	17:25 (37)	17:43 (40)	17:42 (34)	20:09 (51)	18:05 (27)	18:36 (35)			
42	49	SCHULTE-LUENZUM Markus	GER		GERMANY				15.25	2:00:24	+15:09
		10:00 (26)	27:55 (38)	46:31 (46)	1:03:59 (42)	1:22:18 (41)	1:41:14 (42)	2:00:24 (42)			
		10:00 (26)	17:55 (51)	18:36 (53)	17:28 (27)	18:19 (40)	18:56 (41)	19:10 (40)			
43	19	JUHASZ Zsolt	HUN		HUNGARY				15.2	2:00:48	+15:33
		9:54 (23)	27:03 (27)	44:36 (29)	1:02:44 (33)	1:21:22 (36)	1:40:51 (38)	2:00:48 (43)			
		9:54 (23)	17:09 (32)	17:33 (35)	18:08 (44)	18:38 (48)	19:29 (43)	19:57 (43)			
44	53	MORIN Francis	CAN		CANADA				15.15	2:01:13	+15:58
		10:44 (46)	28:18 (45)	46:14 (45)	1:04:19 (44)	1:22:46 (44)	1:41:27 (43)	2:01:13 (44)			
		10:44 (46)	17:34 (46)	17:56 (46)	18:05 (43)	18:27 (42)	18:41 (38)	19:46 (42)			
45	61	HINKENS Jack	USA		UNITED STATES OF AMERICA						-1LAP
		11:01 (55)	28:42 (49)	46:38 (48)	1:04:55 (49)	1:23:25 (48)					
		11:01 (55)	17:41 (47)	17:56 (46)	18:17 (49)	18:30 (44)					
46	46	TAKENOUCI Yu	JPN		JAPAN						-1LAP
		10:38 (41)	28:41 (47)	46:54 (52)	1:05:07 (51)	1:23:42 (50)					
		10:38 (41)	18:03 (52)	18:13 (51)	18:13 (46)	18:35 (47)					
47	51	STRECKER Fabian	GER		GERMANY						-1LAP
		10:38 (43)	28:05 (41)	45:20 (35)	1:03:30 (40)	1:22:02 (40)					
		10:38 (43)	17:27 (39)	17:15 (27)	18:10 (45)	18:32 (45)					
48	57	LALANCETTE Simon	CAN		CANADA						-1LAP
		11:22 (62)	29:49 (59)	47:56 (54)	1:05:55 (52)	1:24:12 (51)					
		11:22 (62)	18:27 (58)	18:07 (49)	17:59 (41)	18:17 (39)					


 Legend: 1st line = Total Time (rank)
 2nd line = Lap Time (rank for that lap)

-nLAP = Lapped with n laps to go DNFn = Did Not Finish, abandoned in lap n DNS = Did Not Start

03.09.2010 - 16:05 > 65 riders started

<http://www.uci.ch>

Page 3/5

 Timing and Results provided by 

September 3rd, 2010

Mountain Bike - Communiqué n° 41b

CROSS-COUNTRY OLYMPIC
Race Analysis
Men Under 23

Rank	Race Nr	NAME / First Name	National Team						Avg	Time	Gap
			START LOOP	LAP 1	LAP 2	LAP 3	LAP 4	LAP 5	LAP 6		
49	62	WAGLER Tyson				CAN	CANADA				-1LAP
			10:44 (45)	28:10 (42)	46:01 (43)	1:04:54 (48)	1:24:39 (52)				
			10:44 (45)	17:26 (38)	17:51 (43)	18:53 (52)	19:45 (50)				
50	44	LOZANO RIBA David				ESP	SPAIN				-1LAP
			11:13 (58)	28:42 (48)	45:50 (42)	1:03:20 (39)	1:21:43 (38)				
			11:13 (58)	17:29 (43)	17:08 (26)	17:30 (30)	18:23 (41)				
51	63	L'ESPERANCE Andrew				CAN	CANADA				-2LAP
			10:48 (49)	28:51 (51)	47:27 (53)	1:06:27 (53)					
			10:48 (49)	18:03 (52)	18:36 (53)	19:00 (54)					
52	37	FINSTERWALD Russell				USA	UNITED STATES OF AMERICA				-2LAP
			11:00 (53)	29:13 (56)	48:07 (56)	1:07:05 (54)					
			11:00 (53)	18:13 (57)	18:54 (55)	18:58 (53)					
53	34	PESEK Tomas				CZE	CZECH REPUBLIC				-2LAP
			10:27 (38)	29:14 (57)	48:21 (58)	1:07:21 (55)					
			10:27 (38)	18:47 (61)	19:07 (59)	19:00 (54)					
54	65	CADIEUX-DUVAL Sébastien				CAN	CANADA				-2LAP
			11:02 (56)	29:13 (55)	48:07 (55)	1:07:37 (56)					
			11:02 (56)	18:11 (56)	18:54 (55)	19:30 (57)					
55	32	BRITTEN Cal				AUS	AUSTRALIA				-2LAP
			11:21 (61)	30:06 (60)	49:15 (59)	1:08:40 (58)					
			11:21 (61)	18:45 (60)	19:09 (60)	19:25 (56)					
56	70	KACHANOV Oleksandr				UKR	UKRAINE				-2LAP
			11:00 (52)	29:06 (54)	48:08 (57)	1:08:10 (57)					
			11:00 (52)	18:06 (54)	19:02 (57)	20:02 (58)					
57	48	MARIANO Frederico				BRA	BRAZIL				-3LAP
			12:34 (65)	31:09 (61)	50:11 (60)						
			12:34 (65)	18:35 (59)	19:02 (57)						
58	54	GODA Keisuke				JPN	JAPAN				-4LAP
			11:27 (63)	33:14 (63)							
			11:27 (63)	21:47 (63)							
	36	CINK Ondrej				CZE	CZECH REPUBLIC				DNF5
			10:10 (30)	26:58 (25)	44:42 (32)	1:01:45 (27)	1:18:59 (23)				
			10:10 (30)	16:48 (19)	17:44 (41)	17:03 (19)	17:14 (21)				
	13	JUBBEGA Jelmer				NED	NETHERLANDS				DNF5
			9:18 (7)	26:14 (14)	43:53 (19)	1:02:28 (30)	1:23:04 (47)				
			9:18 (7)	16:56 (23)	17:39 (38)	18:35 (51)	20:36 (52)				
	59	SANCHEZ RUIZ Jose Maria				ESP	SPAIN				DNF3
			10:26 (36)	28:10 (43)	45:50 (41)						
			10:26 (36)	17:44 (48)	17:40 (39)						
	47	STAFFORD Jared				CAN	CANADA				DNF2
			11:36 (64)	29:29 (58)							
			11:36 (64)	17:53 (49)							
	43	ESCARCEGA SALAZAR Rafael				MEX	MEXICO				DNF2
			11:00 (51)	32:24 (62)							
			11:00 (51)	21:24 (62)							
	9	AVANCINI Henrique				BRA	BRAZIL				DNF1
			10:17 (33)								
			10:17 (33)								


 Legend: 1st line = Total Time (rank)
 2nd line = Lap Time (rank for that lap)

-nLAP = Lapped with n laps to go DNFn = Did Not Finish, abandoned in lap n DNS = Did Not Start

03.09.2010 - 16:05 > 65 riders started

<http://www.uci.ch>

Page 4/5

 Timing and Results provided by 

September 3rd, 2010

Mountain Bike - Communiqué n° 41b

CROSS-COUNTRY OLYMPIC
Race Analysis
Men Under 23

Rank	Race Nr	NAME / First Name	National Team						Avg	Time	Gap
			LAP 1	LAP 2	LAP 3	LAP 4	LAP 5	LAP 6			
	60	COTE Félix			CAN	CANADA					DNF1
		11:16 (59)									
		11:16 (59)									
	67	ARIAS Diego			COL	COLOMBIA					DNS

Legend: 1st line = Total Time (rank) -nLAP = Lapped with n laps to go DNFn = Did Not Finish, abandoned in lap n DNS = Did Not Start
2nd line = Lap Time (rank for that lap)

03.09.2010 - 16:05 > 65 riders started

<http://www.uci.ch>

Page 5/5

 Timing and Results provided by 