

September 3rd, 2010

Mountain Bike - Communiqué n° 39a

CROSS-COUNTRY OLYMPIC
Final Results
Men Juniors

1 Start Loop, 5 Laps - Distance: 26.0 km - Average Speed: 16.61 km/h

Rank	Race Nr	UCI Code	NAME / First Name	National Team	Time
1	54	NED19920103	VAN DER HEIJDEN Michiel	NETHERLANDS	1:33:54
2	41	FRA19920819	TRARIEUX Julien	FRANCE	+01:48
3	8	GER19921120	SHELBI Julian	GERMANY	+02:14
4	6	ITA19920413	VIEIDER Maximilian	ITALY	+02:35
5	14	BEL19921009	LUYTEN Jeff	BELGIUM	+02:39
6	44	FRA19920702	GRUGET Marvin	FRANCE	+03:06
7	2	SUI19920213	WALDER Roger	SWITZERLAND	+03:38
8	42	FRA19920131	MARTIN Alrick	FRANCE	+04:06
9	27	CAN19920401	MCNEELY Evan	CANADA	+04:07
10	29	CAN19920108	CARON Antoine	CANADA	+04:10
11	37	RSA19920801	REID James	SOUTH AFRICA	+05:01
12	38	RSA19930427	ROBERTS Luke	SOUTH AFRICA	+05:25
13	45	FRA19921209	SARROU Jordan	FRANCE	+05:36
14	34	CZE19920301	PAPRSTKA Tomas	CZECH REPUBLIC	+05:38
15	46	GBR19931115	FERGUSON Grant	GREAT BRITAIN	+05:55
16	24	AUS19920426	IVORY Cameron	AUSTRALIA	+06:11
17	43	FRA19930521	URRUTY Maxime	FRANCE	+06:19
18	49	USA19920322	KEMP Seth	UNITED STATES OF AMERICA	+06:19
19	13	BEL19930213	SCHUERMANS Jens	BELGIUM	+06:32
20	10	GER19920901	BLEHER Sascha	GERMANY	+06:41
21	4	SUI19921104	PAUMANN Fabian	SWITZERLAND	+07:19
22	3	SUI19920426	KOSTER Claude	SWITZERLAND	+07:31
23	55	AUT19920208	RAGGL Gregor	AUSTRIA	+07:46
24	31	CAN19920525	MARTIN Jeremy	CANADA	+07:48
25	56	DEN19920606	PEDERSEN Jonas	DENMARK	+07:57
26	62	SVK19931212	LAMI Frantisek	SLOVAKIA	+08:04
27	74	NOR19920424	HEM Ole	NORWAY	+08:10
28	32	CAN19921020	BOUCHARD Leandre	CANADA	+08:15
29	11	GER19920610	KUCH Lukas	GERMANY	+08:19
30	50	USA19921007	TRUJILLO Skyler	UNITED STATES OF AMERICA	+08:22
31	30	CAN19920215	BAILEY Mitchell	CANADA	+08:40
32	20	NZL19921116	HUDSON Brad	NEW-ZEALAND	+08:54
33	73	ESP19930624	RODRIGUEZ GUEDE Pablo	SPAIN	+08:56
34	15	BEL19920629	DE VOCHT Bart	BELGIUM	+09:29
35	47	GBR19920622	GALLAGHER Kenta	GREAT BRITAIN	+09:36
36	68	ARG19930529	ROJAS Luis	ARGENTINA	+09:40
37	33	CAN19920529	MOREAU Etienne	CANADA	+10:13
38	64	CHI19920522	PRUDENCIO Nicolas	CHILE	+10:32
39	36	RSA19930113	DU TOIT Arno	SOUTH AFRICA	+10:33
40	35	CZE19920317	POLNICKY Radek	CZECH REPUBLIC	+10:35
41	40	SWE19920301	KRISTOFFERSSON Tomas	SWEDEN	+10:52
42	26	AUS19920222	WARD Kyle	AUSTRALIA	+11:13
43	65	BRA19930802	COCUZZI Luiz	BRAZIL	+11:50

Legend:

-nLAP = Lapped with n laps to go - DNFn = Did Not Finish, abandoned in lap n - DNS = Did Not Start

03.09.2010 - 12:57 > 74 riders started

<http://www.uci.ch>

Page 1/2

 Finish Judge
COTE Dominique (CAN)

 President of the Commissaires' Panel
MCCORD Andy (USA)

September 3rd, 2010

Mountain Bike - Communiqué n° 39a

CROSS-COUNTRY OLYMPIC
Final Results
Men Juniors

1 Start Loop, 5 Laps - Distance: 26.0 km - Average Speed: 16.61 km/h

Rank	Race Nr	UCI Code	NAME / First Name	National Team	Time
44	75	NOR19920724	SAETHER Tobias	NORWAY	+11:51
45	18	BEL19930712	GELUYKENS Pieter	BELGIUM	+12:13
46	5	SUI19920410	PETER Stefan	SWITZERLAND	+12:21
47	63	SVK19931020	BEBČAK Jozef	SLOVAKIA	+12:29
48	69	RUS19920320	STEPANOV Anton	RUSSIAN FEDERATION	+12:44
49	51	USA19930510	SMITH Tony	UNITED STATES OF AMERICA	+13:41
50	12	GER19930508	PFÄFFLE Christian	GERMANY	+13:43
51	16	BEL19930430	VANDEKINDEREN Jens	BELGIUM	+13:48
52	39	SLO19920109	FERENČAK Urban	SLOVENIA	+14:02
53	7	ITA19920705	LUPATO Denny	ITALY	+14:26
54	21	NZL19920808	MCARTHUR Locky	NEW-ZEALAND	+14:55
55	67	ARG19930611	INGRATTA Kevin	ARGENTINA	+17:17
56	61	ISR19920717	FRANK Shaked	ISRAEL	-1LAP
57	17	BEL19921128	BRUWIÈRE Olivier	BELGIUM	-1LAP
58	53	USA19920901	CURTIS Will	UNITED STATES OF AMERICA	-1LAP
59	78	UKR19920321	LIYUBUY Anton	UKRAINE	-1LAP
60	70	RUS19930417	ALEXANDROV Artem	RUSSIAN FEDERATION	-1LAP
61	76	NOR19920608	AUNE Sturla	NORWAY	-1LAP
62	57	COL19920430	GOMEZ ROJAS Sebastian	COLOMBIA	-1LAP
63	58	COL19930223	LONDONO NARANJO Miguel	COLOMBIA	-1LAP
64	66	HUN19930718	MEGGYESI Gergo	HUNGARY	-2LAP
65	71	JPN19920203	YAMAMOTO Idomu	JAPAN	-2LAP
	25	AUS19920428	DAY Trenton	AUSTRALIA	DNF5
	9	GER19920331	BÖHM-GRÄBER Wenzel	GERMANY	DNF3
	48	GBR19920709	JAMES Steven	GREAT BRITAIN	DNF3
	60	MEX19920304	MORAN MANZO Carlos Enrique	MEXICO	DNF3
	72	ESP19930208	SANTOS RIDAO Antonio	SPAIN	DNF2
	28	CAN19920124	NOBLE Steven	CANADA	DNF2
	23	AUS19920705	CODNER Mitchell	AUSTRALIA	DNF1
	52	USA19920306	VALDEZ Zachary	UNITED STATES OF AMERICA	DNF1
	22	NZL19930524	WAGHORN Mathew	NEW-ZEALAND	DNF0
	19	NZL19921229	ANDERSON Richard	NEW-ZEALAND	DNS

Legend:

-nLAP = Lapped with n laps to go - DNFn = Did Not Finish, abandoned in lap n - DNS = Did Not Start

03.09.2010 - 12:57 > 74 riders started

<http://www.uci.ch>

Page 2/2

 Finish Judge
COTE Dominique (CAN)

 President of the Commissaires' Panel
MCCORD Andy (USA)

September 3rd, 2010

Mountain Bike - Communiqué n° 39b

CROSS-COUNTRY OLYMPIC
Race Analysis
Men Juniors

Rank	Race Nr	NAME / First Name	National Team					Avg	Time	Gap		
			START LOOP	LAP 1	LAP 2	LAP 3	LAP 4	LAP 5				
1	54	VAN DER HEIJDEN Michiel	NED		NETHERLANDS					16.61	1:33:54	
		9:49 (3)	26:48 (3)	43:11 (1)	59:53 (1)	1:16:53 (1)	1:33:54 (1)					
		9:49 (3)	16:59 (7)	16:23 (1)	16:42 (1)	17:00 (1)	17:01 (1)					
2	41	TRARIEUX Julien	FRA		FRANCE					16.3	1:35:42	+01:48
		10:08 (9)	27:02 (7)	44:01 (2)	1:01:11 (2)	1:18:14 (2)	1:35:42 (2)					
		10:08 (9)	16:54 (3)	16:59 (2)	17:10 (2)	17:03 (2)	17:28 (8)					
3	8	SCHELBIAN Julian	GER		GERMANY					16.23	1:36:08	+02:14
		9:44 (1)	26:48 (2)	44:01 (3)	1:01:34 (4)	1:18:48 (4)	1:36:08 (3)					
		9:44 (1)	17:04 (8)	17:13 (5)	17:33 (9)	17:14 (4)	17:20 (5)					
4	6	VIEIDER Maximilian	ITA		ITALY					16.17	1:36:29	+02:35
		9:49 (2)	26:47 (1)	44:02 (5)	1:01:17 (3)	1:18:48 (3)	1:36:29 (4)					
		9:49 (2)	16:58 (5)	17:15 (7)	17:15 (3)	17:31 (8)	17:41 (12)					
5	14	LUYTEN Jeff	BEL		BELGIUM					16.16	1:36:33	+02:39
		10:07 (8)	27:00 (5)	44:30 (7)	1:01:51 (5)	1:19:19 (5)	1:36:33 (5)					
		10:07 (8)	16:53 (2)	17:30 (10)	17:21 (5)	17:28 (6)	17:14 (3)					
6	44	GRUGET Marvin	FRA		FRANCE					16.08	1:37:00	+03:06
		10:45 (26)	27:57 (12)	45:04 (10)	1:02:24 (10)	1:19:37 (6)	1:37:00 (6)					
		10:45 (26)	17:12 (10)	17:07 (3)	17:20 (4)	17:13 (3)	17:23 (6)					
7	2	WALDER Roger	SUI		SWITZERLAND					15.99	1:37:32	+03:38
		9:50 (4)	26:48 (4)	44:02 (4)	1:01:52 (6)	1:19:59 (8)	1:37:32 (7)					
		9:50 (4)	16:58 (5)	17:14 (6)	17:50 (17)	18:07 (19)	17:33 (10)					
8	42	MARTIN Alrick	FRA		FRANCE					15.92	1:38:00	+04:06
		10:04 (6)	27:01 (6)	44:18 (6)	1:02:02 (7)	1:20:15 (10)	1:38:00 (8)					
		10:04 (6)	16:57 (4)	17:17 (8)	17:44 (12)	18:13 (21)	17:45 (15)					
9	27	MCNEELY Evan	CAN		CANADA					15.92	1:38:01	+04:07
		10:28 (16)	27:20 (8)	44:37 (8)	1:02:18 (9)	1:20:00 (9)	1:38:01 (9)					
		10:28 (16)	16:52 (1)	17:17 (8)	17:41 (10)	17:42 (10)	18:01 (21)					
10	29	CARON Antoine	CAN		CANADA					15.91	1:38:04	+04:10
		10:30 (18)	27:37 (9)	44:48 (9)	1:02:18 (8)	1:19:46 (7)	1:38:04 (10)					
		10:30 (18)	17:07 (9)	17:11 (4)	17:30 (8)	17:28 (6)	18:18 (30)					
11	37	REID James	RSA		SOUTH AFRICA					15.77	1:38:55	+05:01
		10:28 (17)	28:15 (15)	45:49 (13)	1:03:11 (11)	1:21:14 (11)	1:38:55 (11)					
		10:28 (17)	17:47 (18)	17:34 (13)	17:22 (6)	18:03 (17)	17:41 (12)					
12	38	ROBERTS Luke	RSA		SOUTH AFRICA					15.71	1:39:19	+05:25
		10:57 (30)	28:42 (24)	46:13 (18)	1:03:55 (13)	1:21:34 (12)	1:39:19 (12)					
		10:57 (30)	17:45 (16)	17:31 (11)	17:42 (11)	17:39 (9)	17:45 (15)					
13	45	SARROU Jordan	FRA		FRANCE					15.68	1:39:30	+05:36
		10:34 (21)	27:54 (11)	45:31 (12)	1:04:09 (16)	1:22:00 (13)	1:39:30 (13)					
		10:34 (21)	17:20 (11)	17:37 (15)	18:38 (40)	17:51 (11)	17:30 (9)					
14	34	PAPRSTKA Tomas	CZE		CZECH REPUBLIC					15.67	1:39:32	+05:38
		10:31 (20)	28:13 (13)	45:55 (14)	1:03:57 (14)	1:22:18 (17)	1:39:32 (14)					
		10:31 (20)	17:42 (15)	17:42 (19)	18:02 (22)	18:21 (27)	17:14 (3)					
15	46	FERGUSON Grant	GBR		GREAT BRITAIN					15.63	1:39:49	+05:55
		10:12 (10)	27:45 (10)	45:23 (11)	1:03:37 (12)	1:22:07 (15)	1:39:49 (15)					
		10:12 (10)	17:33 (13)	17:38 (16)	18:14 (26)	18:30 (35)	17:42 (14)					
16	24	IVORY Cameron	AUS		AUSTRALIA					15.59	1:40:05	+06:11
		10:48 (27)	28:50 (26)	46:46 (21)	1:04:40 (20)	1:22:39 (19)	1:40:05 (16)					
		10:48 (27)	18:02 (28)	17:56 (23)	17:54 (20)	17:59 (15)	17:26 (7)					


 Legend: 1st line = Total Time (rank)
 2nd line = Lap Time (rank for that lap)

-nLAP = Lapped with n laps to go DNFn = Did Not Finish, abandoned in lap n DNS = Did Not Start

03.09.2010 - 12:59 > 74 riders started

<http://www.uci.ch>

Page 1/5

 Timing and Results provided by 

September 3rd, 2010

Mountain Bike - Communiqué n° 39b

CROSS-COUNTRY OLYMPIC
Race Analysis
Men Juniors

Rank	Race Nr	NAME / First Name	National Team					Avg	Time	Gap	
			START LOOP	LAP 1	LAP 2	LAP 3	LAP 4	LAP 5			
17	43	URRUTY Maxime	FRA	FRANCE					15.57	1:40:13	+06:19
		10:59 (31)	28:49 (25)	46:23 (20)	1:04:09 (17)	1:22:06 (14)	1:40:13 (17)				
		10:59 (31)	17:50 (19)	17:34 (13)	17:46 (14)	17:57 (14)	18:07 (24)				
18	49	KEMP Seth	USA	UNITED STATES OF AMERICA					15.57	1:40:13	+06:19
		10:42 (23)	28:41 (21)	46:47 (22)	1:04:33 (19)	1:22:24 (18)	1:40:13 (18)				
		10:42 (23)	17:59 (26)	18:06 (29)	17:46 (14)	17:51 (11)	17:49 (17)				
19	13	SCHUERMANS Jens	BEL	BELGIUM					15.53	1:40:26	+06:32
		13:03 (72)	30:37 (51)	48:41 (45)	1:06:09 (32)	1:23:24 (20)	1:40:26 (19)				
		13:03 (72)	17:34 (14)	18:04 (27)	17:28 (7)	17:15 (5)	17:02 (2)				
20	10	BLEHER Sascha	GER	GERMANY					15.51	1:40:35	+06:41
		11:13 (37)	28:41 (20)	46:12 (17)	1:03:59 (15)	1:22:08 (16)	1:40:35 (20)				
		11:13 (37)	17:28 (12)	17:31 (11)	17:47 (16)	18:09 (20)	18:27 (33)				
21	4	PAUMANN Fabian	SUI	SWITZERLAND					15.41	1:41:13	+07:19
		11:19 (43)	29:48 (41)	47:50 (37)	1:05:43 (30)	1:23:38 (25)	1:41:13 (21)				
		11:19 (43)	18:29 (43)	18:02 (26)	17:53 (19)	17:55 (13)	17:35 (11)				
22	3	KOSTER Claude	SUI	SWITZERLAND					15.38	1:41:25	+07:31
		10:37 (22)	28:53 (27)	47:17 (28)	1:05:22 (26)	1:23:24 (21)	1:41:25 (22)				
		10:37 (22)	18:16 (35)	18:24 (40)	18:05 (23)	18:02 (16)	18:01 (21)				
23	55	RAGGL Gregor	AUT	AUSTRIA					15.34	1:41:40	+07:46
		10:56 (29)	28:41 (23)	46:22 (19)	1:04:56 (21)	1:23:25 (22)	1:41:40 (23)				
		10:56 (29)	17:45 (16)	17:41 (18)	18:34 (37)	18:29 (34)	18:15 (29)				
24	31	MARTIN Jeremy	CAN	CANADA					15.34	1:41:42	+07:48
		11:27 (46)	29:26 (34)	47:31 (29)	1:05:21 (25)	1:23:53 (28)	1:41:42 (24)				
		11:27 (46)	17:59 (26)	18:05 (28)	17:50 (17)	18:32 (36)	17:49 (17)				
25	56	PEDERSEN Jonas	DEN	DENMARK					15.32	1:41:51	+07:57
		11:47 (57)	29:41 (39)	47:42 (33)	1:05:27 (28)	1:23:44 (27)	1:41:51 (25)				
		11:47 (57)	17:54 (22)	18:01 (25)	17:45 (13)	18:17 (22)	18:07 (24)				
26	62	LAMI Frantisek	SVK	SLOVAKIA					15.3	1:41:58	+08:04
		10:07 (7)	28:32 (18)	46:48 (23)	1:05:01 (22)	1:23:36 (23)	1:41:58 (26)				
		10:07 (7)	18:25 (41)	18:16 (33)	18:13 (25)	18:35 (37)	18:22 (32)				
27	74	HEM Ole	NOR	NORWAY					15.28	1:42:04	+08:10
		10:22 (12)	28:13 (14)	46:12 (16)	1:05:20 (24)	1:24:15 (30)	1:42:04 (27)				
		10:22 (12)	17:51 (20)	17:59 (24)	19:08 (50)	18:55 (41)	17:49 (17)				
28	32	BOUCHARD Leandre	CAN	CANADA					15.27	1:42:09	+08:15
		11:14 (38)	29:27 (36)	47:37 (31)	1:06:02 (31)	1:24:19 (31)	1:42:09 (28)				
		11:14 (38)	18:13 (33)	18:10 (30)	18:25 (31)	18:17 (22)	17:50 (20)				
29	11	KUCH Lukas	GER	GERMANY					15.26	1:42:13	+08:19
		10:24 (14)	28:32 (17)	46:49 (24)	1:05:19 (23)	1:23:37 (24)	1:42:13 (29)				
		10:24 (14)	18:08 (31)	18:17 (34)	18:30 (34)	18:18 (25)	18:36 (34)				
30	50	TRUJILLO Skyler	USA	UNITED STATES OF AMERICA					15.25	1:42:16	+08:22
		10:24 (13)	28:38 (19)	47:04 (25)	1:05:28 (29)	1:23:55 (29)	1:42:16 (30)				
		10:24 (13)	18:14 (34)	18:26 (41)	18:24 (30)	18:27 (33)	18:21 (31)				
31	30	BAILEY Mitchell	CAN	CANADA					15.21	1:42:34	+08:40
		11:28 (47)	29:26 (35)	47:08 (26)	1:05:22 (27)	1:23:40 (26)	1:42:34 (31)				
		11:28 (47)	17:58 (24)	17:42 (19)	18:14 (26)	18:18 (25)	18:54 (40)				
32	20	HUDSON Brad	NZL	NEW-ZEALAND					15.18	1:42:48	+08:54
		11:13 (36)	29:32 (37)	47:51 (38)	1:06:16 (36)	1:24:38 (35)	1:42:48 (32)				
		11:13 (36)	18:19 (39)	18:19 (36)	18:25 (31)	18:22 (28)	18:10 (26)				


 Legend: 1st line = Total Time (rank)
 2nd line = Lap Time (rank for that lap)

-nLAP = Lapped with n laps to go DNFn = Did Not Finish, abandoned in lap n DNS = Did Not Start

03.09.2010 - 12:59 > 74 riders started

<http://www.uci.ch>

Page 2/5

 Timing and Results provided by 

September 3rd, 2010

Mountain Bike - Communiqué n° 39b

CROSS-COUNTRY OLYMPIC
Race Analysis
Men Juniors

Rank	Race Nr	NAME / First Name	National Team					Avg	Time	Gap
			START LOOP	LAP 1	LAP 2	LAP 3	LAP 4	LAP 5		
33	73	RODRIGUEZ GUEDE Pablo	ESP		SPAIN			15.17	1:42:50	+08:56
		11:26 (45)	29:59 (44)	47:49 (36)	1:06:12 (34)	1:24:37 (33)	1:42:50 (33)			
		11:26 (45)	18:33 (45)	17:50 (21)	18:23 (29)	18:25 (32)	18:13 (27)			
34	15	DE VOCHT Bart	BEL		BELGIUM			15.09	1:43:23	+09:29
		10:28 (15)	28:19 (16)	45:59 (15)	1:04:33 (18)	1:24:34 (32)	1:43:23 (34)			
		10:28 (15)	17:51 (20)	17:40 (17)	18:34 (37)	20:01 (56)	18:49 (38)			
35	47	GALLAGHER Kenta	GBR		GREAT BRITAIN			15.07	1:43:30	+09:36
		11:37 (53)	30:39 (52)	49:25 (52)	1:07:19 (44)	1:25:25 (36)	1:43:30 (35)			
		11:37 (53)	19:02 (56)	18:46 (50)	17:54 (20)	18:06 (18)	18:05 (23)			
36	68	ROJAS Luis	ARG		ARGENTINA			15.06	1:43:34	+09:40
		11:46 (56)	30:11 (45)	48:04 (39)	1:06:13 (35)	1:24:37 (34)	1:43:34 (36)			
		11:46 (56)	18:25 (41)	17:53 (22)	18:09 (24)	18:24 (31)	18:57 (41)			
37	33	MOREAU Etienne	CAN		CANADA			14.98	1:44:07	+10:13
		11:52 (59)	30:36 (50)	49:02 (48)	1:07:37 (47)	1:25:54 (42)	1:44:07 (37)			
		11:52 (59)	18:44 (48)	18:26 (41)	18:35 (39)	18:17 (22)	18:13 (27)			
38	64	PRUDENCIO Nicolas	CHI		CHILE			14.94	1:44:26	+10:32
		11:11 (35)	29:18 (33)	47:39 (32)	1:06:45 (39)	1:25:45 (41)	1:44:26 (38)			
		11:11 (35)	18:07 (29)	18:21 (37)	19:06 (49)	19:00 (45)	18:41 (35)			
39	36	DU TOIT Arno	RSA		SOUTH AFRICA			14.94	1:44:27	+10:33
		10:12 (11)	29:48 (40)	48:50 (46)	1:07:19 (42)	1:25:41 (39)	1:44:27 (39)			
		10:12 (11)	19:36 (61)	19:02 (56)	18:29 (33)	18:22 (28)	18:46 (37)			
40	35	POLNICKY Radek	CZE		CZECH REPUBLIC			14.93	1:44:29	+10:35
		10:43 (25)	28:41 (22)	47:44 (35)	1:06:29 (38)	1:25:28 (38)	1:44:29 (40)			
		10:43 (25)	17:58 (24)	19:03 (57)	18:45 (43)	18:59 (44)	19:01 (43)			
41	40	KRISTOFFERSSON Tomas	SWE		SWEDEN			14.89	1:44:46	+10:52
		10:56 (28)	29:14 (31)	47:37 (30)	1:06:10 (33)	1:25:26 (37)	1:44:46 (41)			
		10:56 (28)	18:18 (37)	18:23 (38)	18:33 (36)	19:16 (48)	19:20 (47)			
42	26	WARD Kyle	AUS		AUSTRALIA			14.84	1:45:07	+11:13
		11:16 (39)	29:58 (43)	48:16 (41)	1:07:20 (45)	1:26:24 (45)	1:45:07 (42)			
		11:16 (39)	18:42 (47)	18:18 (35)	19:04 (47)	19:04 (46)	18:43 (36)			
43	65	COCUZZI Luiz	BRA		BRAZIL			14.75	1:45:44	+11:50
		11:17 (41)	29:48 (42)	48:28 (43)	1:07:19 (43)	1:25:42 (40)	1:45:44 (43)			
		11:17 (41)	18:31 (44)	18:40 (45)	18:51 (46)	18:23 (30)	20:02 (51)			
44	75	SAETHER Tobias	NOR		NORWAY			14.75	1:45:45	+11:51
		12:08 (61)	30:47 (55)	49:34 (54)	1:08:06 (49)	1:26:55 (47)	1:45:45 (44)			
		12:08 (61)	18:39 (46)	18:47 (51)	18:32 (35)	18:49 (38)	18:50 (39)			
45	18	GELUYKENS Pieter	BEL		BELGIUM			14.7	1:46:07	+12:13
		11:09 (34)	29:16 (32)	48:21 (42)	1:07:04 (41)	1:26:57 (48)	1:46:07 (45)			
		11:09 (34)	18:07 (29)	19:05 (58)	18:43 (42)	19:53 (55)	19:10 (46)			
46	5	PETER Stefan	SUI		SWITZERLAND			14.68	1:46:15	+12:21
		10:42 (24)	28:59 (29)	47:42 (34)	1:06:46 (40)	1:26:19 (43)	1:46:15 (46)			
		10:42 (24)	18:17 (36)	18:43 (46)	19:04 (47)	19:33 (50)	19:56 (50)			
47	63	BEBCAK Jozef	SVK		SLOVAKIA			14.66	1:46:23	+12:29
		12:18 (68)	31:03 (58)	49:47 (55)	1:08:36 (50)	1:27:25 (49)	1:46:23 (47)			
		12:18 (68)	18:45 (49)	18:44 (49)	18:49 (44)	18:49 (38)	18:58 (42)			
48	69	STEPANOV Anton	RUS		RUSSIAN FEDERATION			14.63	1:46:38	+12:44
		9:53 (5)	31:20 (62)	50:03 (58)	1:08:44 (52)	1:27:34 (51)	1:46:38 (48)			
		9:53 (5)	21:27 (71)	18:43 (46)	18:41 (41)	18:50 (40)	19:04 (44)			


 Legend: 1st line = Total Time (rank)
 2nd line = Lap Time (rank for that lap)

-nLAP = Lapped with n laps to go DNFn = Did Not Finish, abandoned in lap n DNS = Did Not Start

03.09.2010 - 12:59 > 74 riders started

<http://www.uci.ch>

Page 3/5

 Timing and Results provided by 

September 3rd, 2010

Mountain Bike - Communiqué n° 39b

CROSS-COUNTRY OLYMPIC
Race Analysis
Men Juniors

Rank	Race Nr	NAME / First Name	National Team					Avg	Time	Gap		
			START LOOP	LAP 1	LAP 2	LAP 3	LAP 4	LAP 5				
49	51	SMITH Tony	USA		UNITED STATES OF AMERICA					14.5	1:47:35	+13:41
			11:32 (50)	30:28 (47)	49:06 (49)	1:07:55 (48)	1:27:31 (50)	1:47:35 (49)				
			11:32 (50)	18:56 (51)	18:38 (43)	18:49 (44)	19:36 (51)	20:04 (52)				
50	12	PFÄFFLE Christian	GER		GERMANY					14.5	1:47:37	+13:43
			11:28 (48)	31:13 (59)	50:03 (57)	1:09:34 (54)	1:28:32 (54)	1:47:37 (50)				
			11:28 (48)	19:45 (63)	18:50 (52)	19:31 (55)	18:58 (43)	19:05 (45)				
51	16	VANDEKINDEREN Jens	BEL		BELGIUM					14.48	1:47:42	+13:48
			11:46 (55)	30:43 (54)	49:33 (53)	1:08:53 (53)	1:28:11 (52)	1:47:42 (51)				
			11:46 (55)	18:57 (53)	18:50 (52)	19:20 (52)	19:18 (49)	19:31 (48)				
52	39	FERENCAK Urban	SLO		SLOVENIA					14.45	1:47:56	+14:02
			12:17 (67)	30:35 (48)	49:18 (50)	1:08:41 (51)	1:28:22 (53)	1:47:56 (52)				
			12:17 (67)	18:18 (37)	18:43 (46)	19:23 (54)	19:41 (53)	19:34 (49)				
53	7	LUPATO Denny	ITA		ITALY					14.4	1:48:20	+14:26
			11:04 (32)	28:58 (28)	47:08 (27)	1:06:29 (37)	1:26:19 (44)	1:48:20 (53)				
			11:04 (32)	17:54 (22)	18:10 (30)	19:21 (53)	19:50 (54)	22:01 (55)				
54	21	MCARTHUR Locky	NZL		NEW-ZEALAND					14.34	1:48:49	+14:55
			11:37 (51)	30:35 (49)	49:54 (56)	1:09:46 (56)	1:28:42 (55)	1:48:49 (54)				
			11:37 (51)	18:58 (54)	19:19 (60)	19:52 (59)	18:56 (42)	20:07 (53)				
55	67	INGRATTA Kevin	ARG		ARGENTINA					14.03	1:51:11	+17:17
			12:08 (63)	31:13 (60)	50:22 (60)	1:09:34 (55)	1:29:11 (56)	1:51:11 (55)				
			12:08 (63)	19:05 (57)	19:09 (59)	19:12 (51)	19:37 (52)	22:00 (54)				
56	61	FRANK Shaked	ISR		ISRAEL							-1LAP
			11:31 (49)	31:14 (61)	50:58 (62)	1:10:49 (57)						
			11:31 (49)	19:43 (62)	19:44 (61)	19:51 (58)						
57	17	BRUWIERE Olivier	BEL		BELGIUM							-1LAP
			11:37 (52)	32:14 (66)	51:12 (63)	1:11:02 (58)						
			11:37 (52)	20:37 (68)	18:58 (55)	19:50 (57)						
58	53	CURTIS Will	USA		UNITED STATES OF AMERICA							-1LAP
			12:09 (64)	31:33 (64)	52:05 (65)	1:11:46 (61)						
			12:09 (64)	19:24 (59)	20:32 (67)	19:41 (56)						
59	78	LIYUBUY Anton	UKR		UKRAINE							-1LAP
			12:06 (60)	32:01 (65)	52:05 (64)	1:12:45 (62)						
			12:06 (60)	19:55 (65)	20:04 (65)	20:40 (63)						
60	70	ALEXANDROV Artem	RUS		RUSSIAN FEDERATION							-1LAP
			12:14 (65)	31:23 (63)	50:17 (59)	1:11:29 (60)						
			12:14 (65)	19:09 (58)	18:54 (54)	21:12 (64)						
61	76	AUNE Sturla	NOR		NORWAY							-1LAP
			11:52 (58)	32:33 (68)	52:18 (66)	1:12:54 (63)						
			11:52 (58)	20:41 (69)	19:45 (62)	20:36 (61)						
62	57	GOMEZ ROJAS Sebastian	COL		COLOMBIA							-1LAP
			12:14 (66)	32:26 (67)	52:46 (67)	1:13:24 (64)						
			12:14 (66)	20:12 (66)	20:20 (66)	20:38 (62)						
63	58	LONDONO NARANJO Miguel	COL		COLOMBIA							-1LAP
			11:25 (44)	30:54 (56)	50:56 (61)	1:11:15 (59)						
			11:25 (44)	19:29 (60)	20:02 (64)	20:19 (60)						
64	66	MEGGYESI Gergo	HUN		HUNGARY							-2LAP
			12:27 (70)	32:46 (69)	53:42 (68)							
			12:27 (70)	20:19 (67)	20:56 (68)							


 Legend: 1st line = Total Time (rank)
 2nd line = Lap Time (rank for that lap)

-nLAP = Lapped with n laps to go DNFn = Did Not Finish, abandoned in lap n DNS = Did Not Start

03.09.2010 - 12:59 > 74 riders started

<http://www.uci.ch>

Page 4/5

 Timing and Results provided by 

September 3rd, 2010

Mountain Bike - Communiqué n° 39b

CROSS-COUNTRY OLYMPIC
Race Analysis
Men Juniors

Rank	Race Nr	NAME / First Name	National Team					Avg	Time	Gap
			START LOOP	LAP 1	LAP 2	LAP 3	LAP 4	LAP 5		
65	71	YAMAMOTO Idomu				JPN	JAPAN			-2LAP
			13:00 (71)	34:06 (70)	55:02 (69)					
			13:00 (71)	21:06 (70)	20:56 (68)					
	25	DAY Trenton				AUS	AUSTRALIA			DNF5
			11:45 (54)	30:41 (53)	49:20 (51)	1:07:37 (46)	1:26:52 (46)			
			11:45 (54)	18:56 (51)	18:39 (44)	18:17 (28)	19:15 (47)			
	9	BÖHM-GRÄBER Wenzel				GER	GERMANY			DNF3
			11:19 (42)	29:41 (38)	48:04 (40)					
			11:19 (42)	18:22 (40)	18:23 (38)					
	48	JAMES Steven				GBR	GREAT BRITAIN			DNF3
			11:17 (40)	30:18 (46)	48:32 (44)					
			11:17 (40)	19:01 (55)	18:14 (32)					
	60	MORAN MANZO Carlos Enrique				MEX	MEXICO			DNF3
			11:05 (33)	29:13 (30)	49:01 (47)					
			11:05 (33)	18:08 (31)	19:48 (63)					
	72	SANTOS RIDAO Antonio				ESP	SPAIN			DNF2
			12:08 (62)	30:55 (57)						
			12:08 (62)	18:47 (50)						
	28	NOBLE Steven				CAN	CANADA			DNF2
			19:21 (73)	39:15 (71)						
			19:21 (73)	19:54 (64)						
	23	CODNER Mitchell				AUS	AUSTRALIA			DNF1
			10:31 (19)							
			10:31 (19)							
	52	VALDEZ Zachary				USA	UNITED STATES OF AMERICA			DNF1
			12:27 (69)							
			12:27 (69)							
	22	WAGHORN Mathew				NZL	NEW-ZEALAND			DNFO
	19	ANDERSON Richard				NZL	NEW-ZEALAND			DNS

 Legend: 1st line = Total Time (rank)
 2nd line = Lap Time (rank for that lap)

-nLAP = Lapped with n laps to go DNFn = Did Not Finish, abandoned in lap n DNS = Did Not Start

03.09.2010 - 12:59 > 74 riders started

<http://www.uci.ch>

Page 5/5

 Timing and Results provided by **TISSOT**
 SWISS WATCHES SINCE 1853